

Anne M. Koide

Anne M. Koide

crystal3 dolphin@yahoo.com

H R V G

5/30/08

2 pm

Session # 12

BGRY-TEWE

BGRY-TEWE




mountainous
steep black rock

STOP

class

rocky



BERY - TCEW3

Answers


PAGE 28

IDEGRAM

BGRY - TEWE

ANWE 0

BGRY - TEWE



barren area
dry

train like

STOP

BGRY - TEWE

PL% complex
 B% hard
 I% manmade
 A% static


BGRY - TEWE



STOP

PL% simplex
 B% hard
 I% artificial
 A% dynamic


BGRY - TEWE



STOP





PL% complex
 B% gaseous
 I% natural
 A% dynamic

BGRY - TEWE

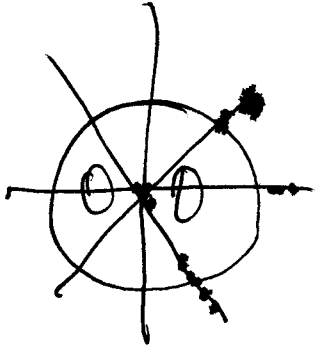


STOP

BGRY - TEWE

	Sights	Sound	Smell / Taste	Temp	Texture
Color : blue green		wind ...	bland	dry hot	rocky
Brite : bright low	<p>snowlike</p>  <p>barren rock</p> 	wind	dusty	warming	hard rocks granular
Focus : low		draining flow	cool fresh water like		rocky
			STOP		

BGRY - TEWE



	Visual	Sound	smell Taste	Temp	Texture	P
Colors ^o white	 mountain range-like	—	—	warm	dirt rocks	land
Brite ^s low	 —	wind	—	warm	hard	land
Focus: low	 —	movement	dry	warm	hard	land- like
	Chunks Falling into water		STOP			

25



550P

S2 Phonics 2

A% absent apron

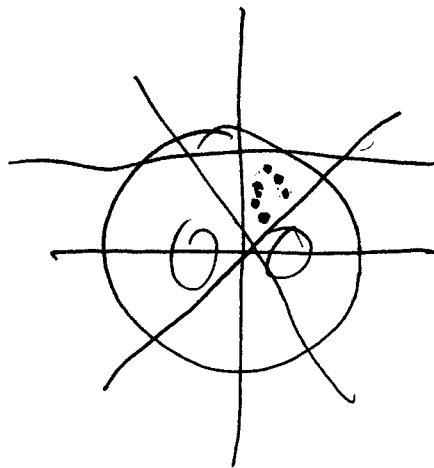
E% evening

I% iron

O% onion odor order


U%

Free Space 2



STOY

BGRY - TEWE



misty swirls
low cloud-like layers

STOP